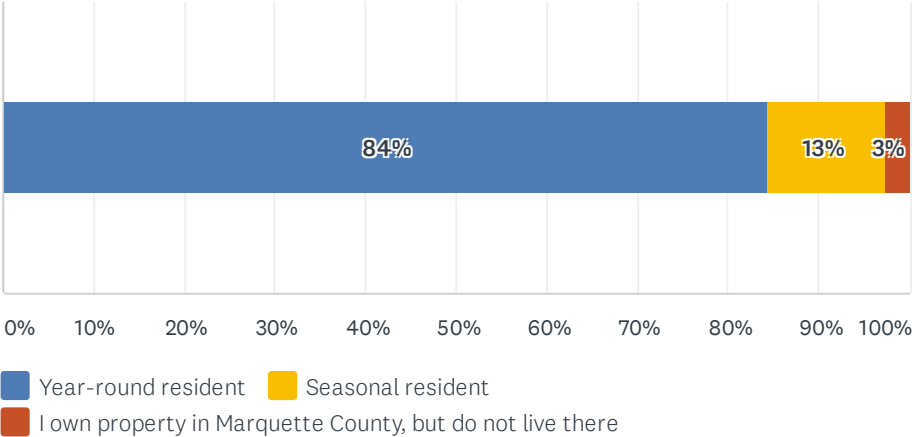


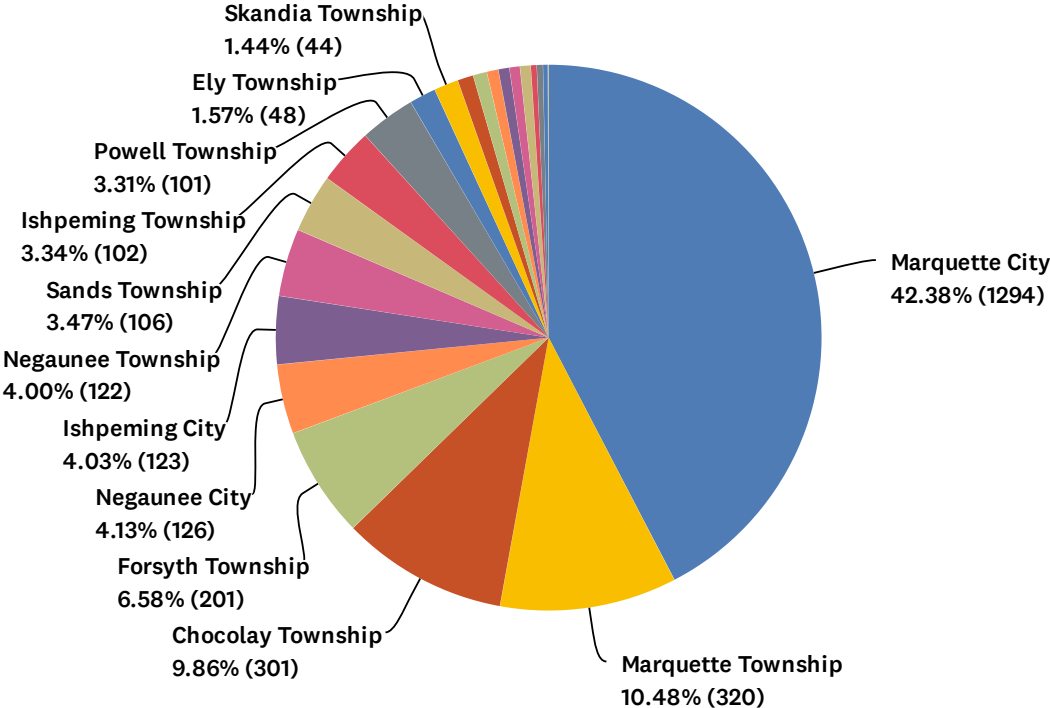
# Q1 Which best describes you?

Answered: 3,053 Skipped: 0



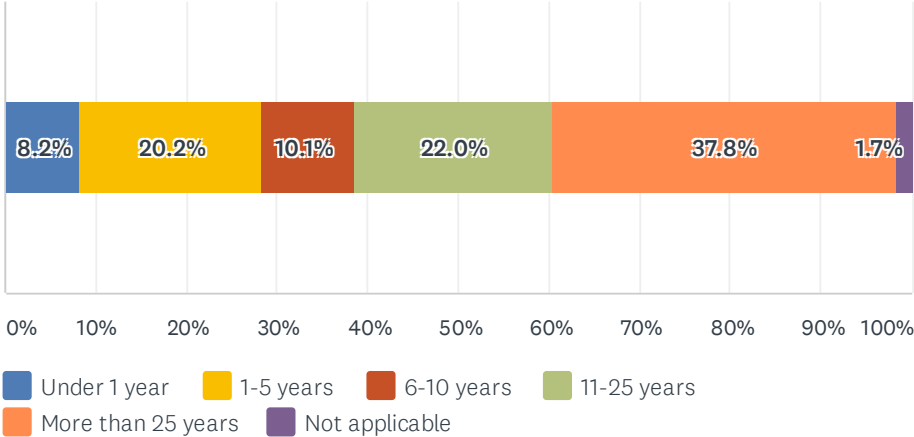
### Q2 Where do you live in Marquette County? If you are not a resident, please indicate where you own property.

Answered: 3,053 Skipped: 0



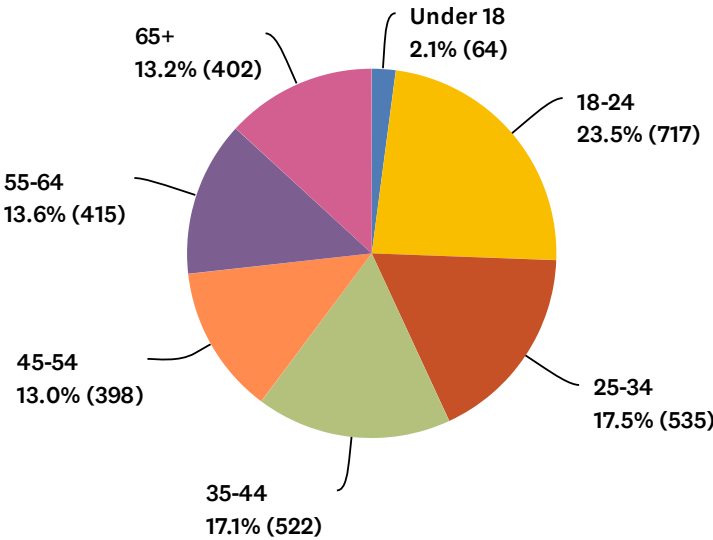
### Q3 How long have you lived in Marquette County?

Answered: 3,043 Skipped: 10



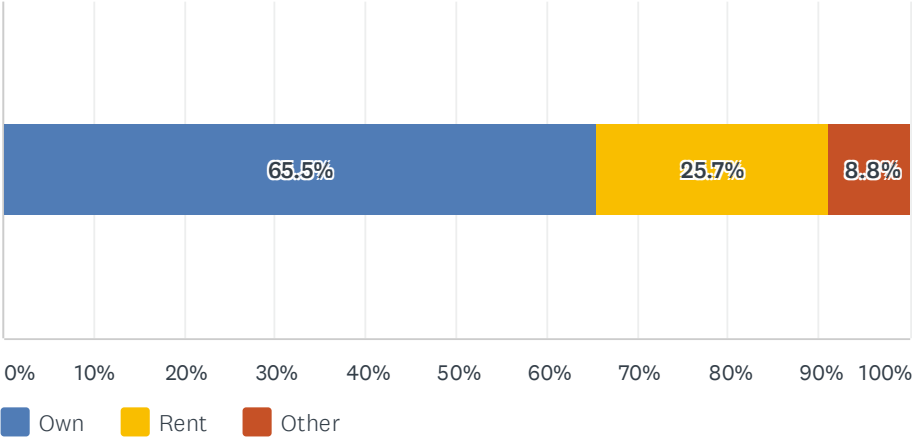
# Q4 What is your age?

Answered: 3,053 Skipped: 0



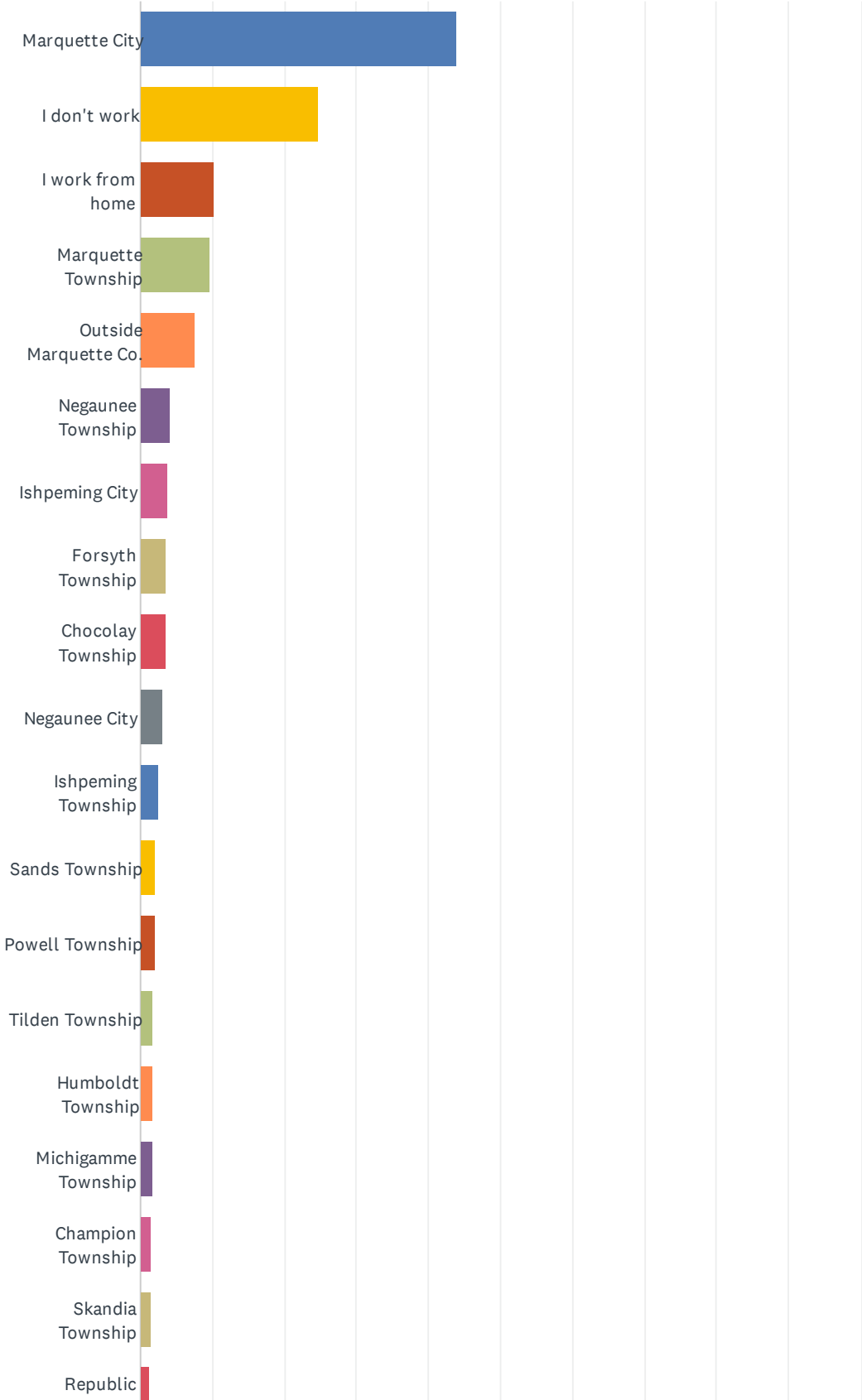
### Q5 Do you own or rent your primary residence?

Answered: 3,053 Skipped: 0

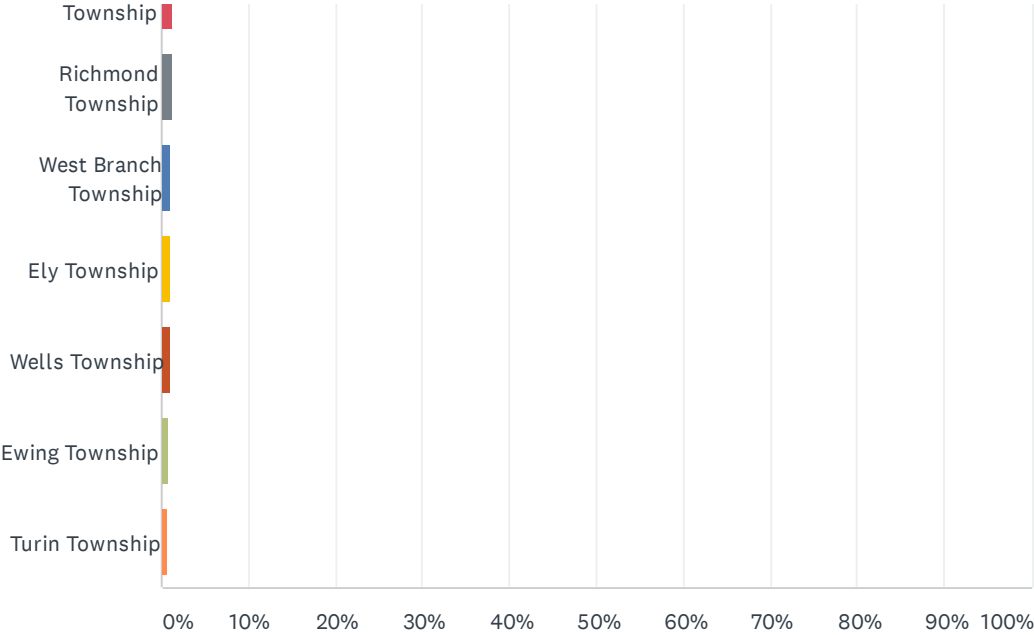


# Q6 Where do you work? (Check all that apply)

Answered: 3,053 Skipped: 0

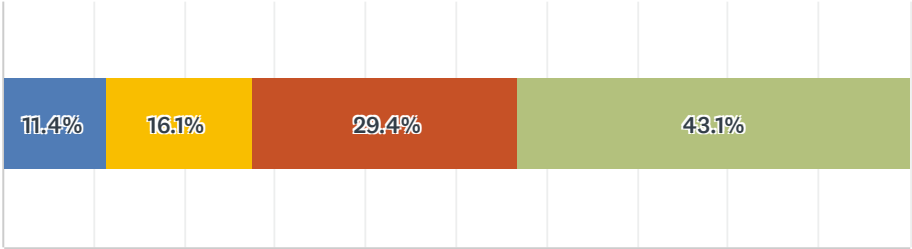


Marquette County 2040 Community Survey



### Q7 If you work from home, which of the following best describes you:

Answered: 299 Skipped: 2,754

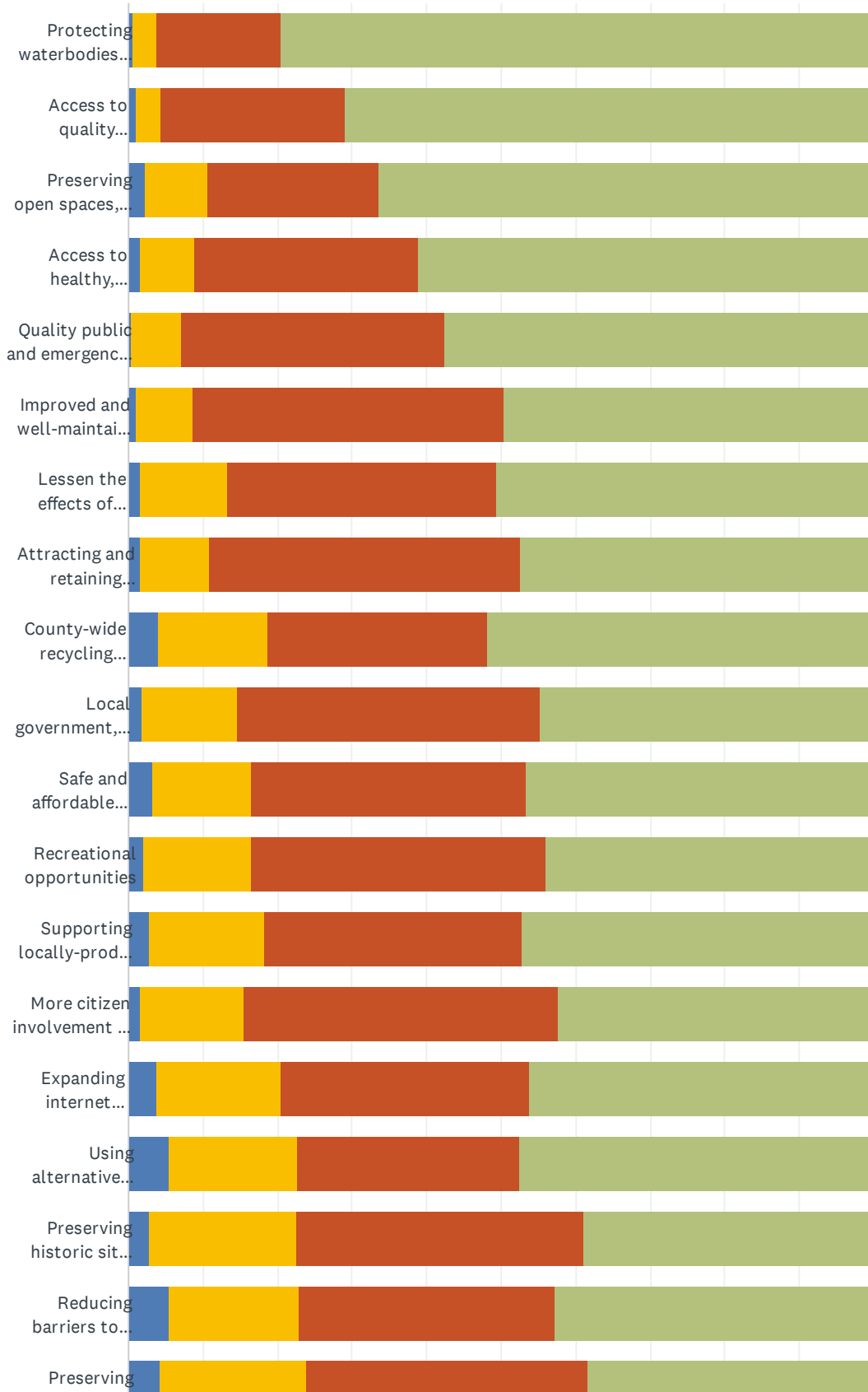


- 0% 10% 20% 30% 40% 50% 60% 70% 80% 90% 100%
- My employer allows me to work from home (i.e. telecommute) part of the week
- Other (please specify)
- My employer allows me to work from home most/all of the time
- I run a business out of my home

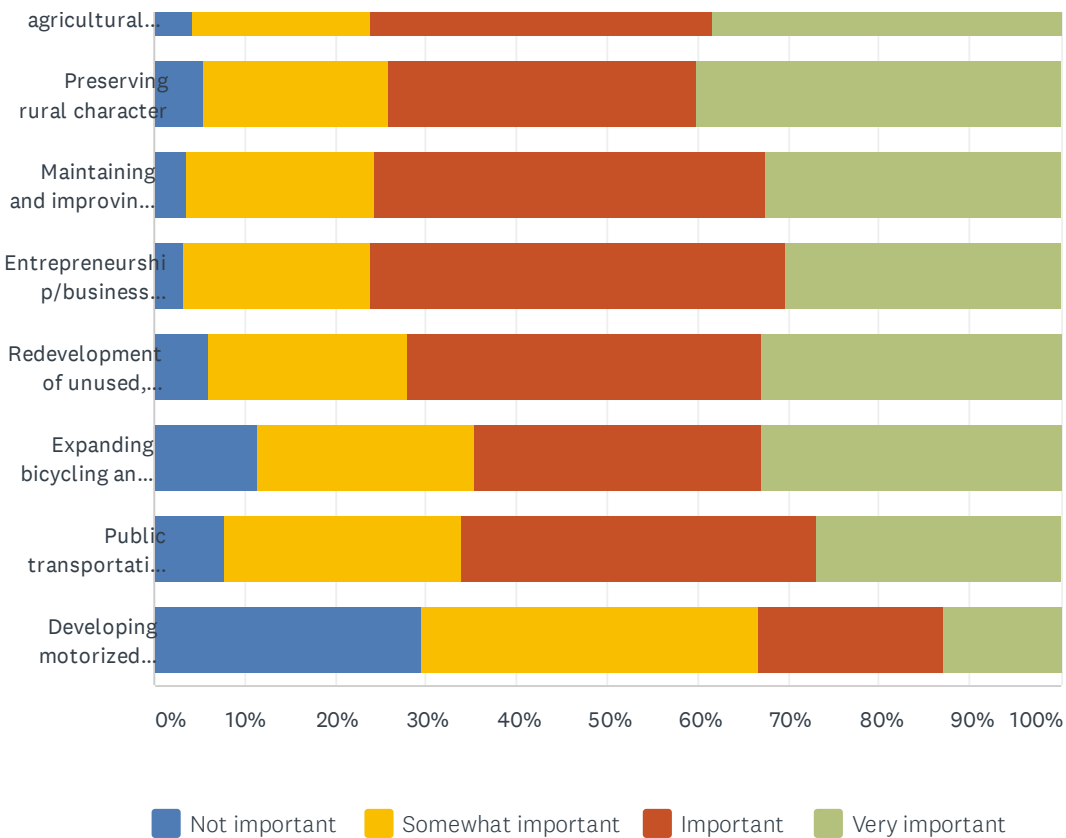


## Q8 How important do you feel each of these topics are?

Answered: 2,833 Skipped: 220



# Marquette County 2040 Community Survey



Marquette County 2040 Community Survey

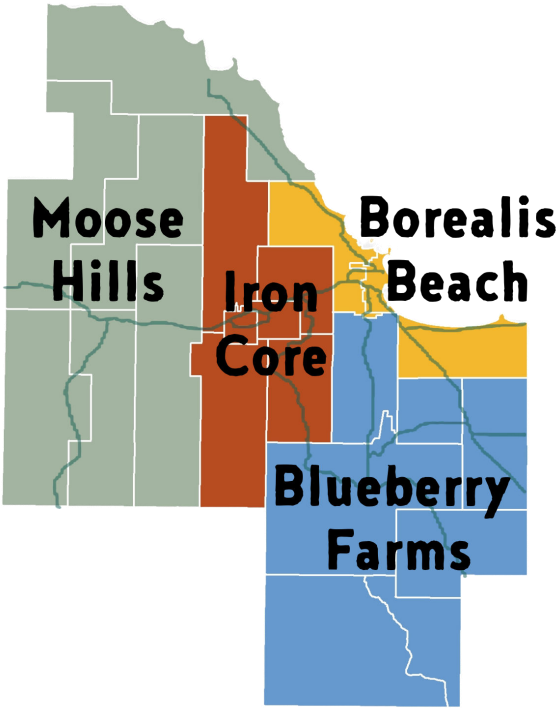
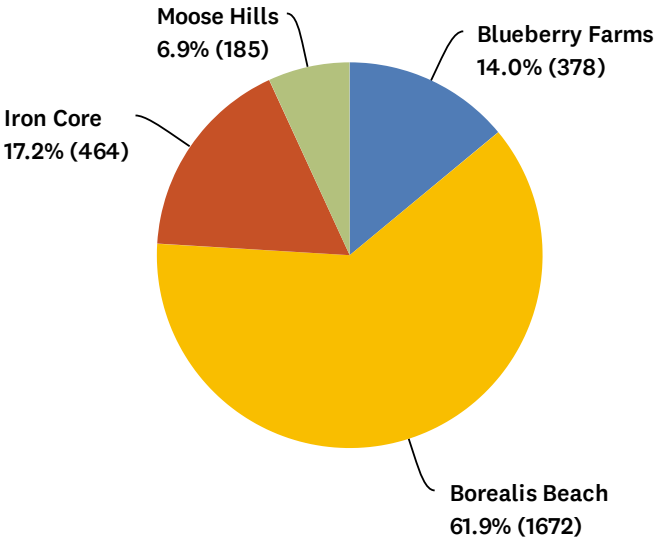
	NOT IMPORTANT	SOMEWHAT IMPORTANT	IMPORTANT	VERY IMPORTANT	TOTAL	WEIGHTED AVERAGE
Protecting waterbodies (river, streams, lakes)	0.53% 15	3.35% 95	16.52% 468	79.60% 2,255	2,833	3.75
Access to quality healthcare & social services	0.99% 28	3.46% 98	24.60% 697	70.95% 2,010	2,833	3.66
Preserving open spaces, green spaces, and natural areas (e.g. woodlands, wetlands)	2.19% 62	8.44% 239	22.94% 650	66.43% 1,882	2,833	3.54
Access to healthy, affordable, and nutritious food	1.52% 43	7.41% 210	30.07% 852	61.00% 1,728	2,833	3.51
Quality public and emergency services	0.42% 12	6.53% 185	35.37% 1,002	57.68% 1,634	2,833	3.50
Improved and well-maintained infrastructure	0.92% 26	7.66% 217	41.76% 1,183	49.66% 1,407	2,833	3.40
Lessen the effects of rising energy costs	1.69% 48	11.65% 330	36.15% 1,024	50.51% 1,431	2,833	3.35
Attracting and retaining talented workforce	1.52% 43	9.35% 265	41.72% 1,182	47.41% 1,343	2,833	3.35
County-wide recycling program	4.06% 115	14.58% 413	29.58% 838	51.78% 1,467	2,833	3.29
Local government, school and agency cooperation	1.73% 49	12.95% 367	40.59% 1,150	44.72% 1,267	2,833	3.28
Safe and affordable housing options	3.25% 92	13.31% 377	36.96% 1,047	46.49% 1,317	2,833	3.27
Recreational opportunities	1.94% 55	14.58% 413	39.46% 1,118	44.02% 1,247	2,833	3.26
Supporting locally-produced food	2.72% 77	15.50% 439	34.59% 980	47.19% 1,337	2,833	3.26
More citizen involvement in local government decisions	1.59% 45	13.91% 394	42.04% 1,191	42.46% 1,203	2,833	3.25
Expanding internet service & wireless communication	3.81% 108	16.66% 472	33.32% 944	46.21% 1,309	2,833	3.22
Using alternative energy sources	5.33% 151	17.33% 491	29.69% 841	47.65% 1,350	2,833	3.20
Preserving historic sites and buildings	2.86% 81	19.70% 558	38.48% 1,090	38.97% 1,104	2,833	3.14
Reducing barriers to affordable housing & addressing homelessness	5.44% 154	17.51% 496	34.35% 973	42.71% 1,210	2,833	3.14
Preserving agricultural lands (e.g. farmlands and fields)	4.20% 119	19.73% 559	37.66% 1,067	38.40% 1,088	2,833	3.10
Preserving rural character	5.33% 151	20.65% 585	33.85% 959	40.17% 1,138	2,833	3.09
Maintaining and improving downtowns	3.57% 101	20.68% 586	43.17% 1,223	32.58% 923	2,833	3.05
Entrepreneurship/business opportunities	3.25% 92	20.72% 587	45.75% 1,296	30.29% 858	2,833	3.03
Redevelopment of unused, vacant, or	5.93%	21.88%	39.29%	32.90%		

## Marquette County 2040 Community Survey

contaminated sites	168	620	1,113	932	2,833	2.99
Expanding bicycling and pedestrian infrastructure	11.44% 324	23.93% 678	31.77% 900	32.86% 931	2,833	2.86
Public transportation options	7.80% 221	26.19% 742	39.15% 1,109	26.86% 761	2,833	2.85
Developing motorized pathways (e.g. ORV/ATV trails)	29.58% 838	37.03% 1,049	20.58% 583	12.81% 363	2,833	2.17

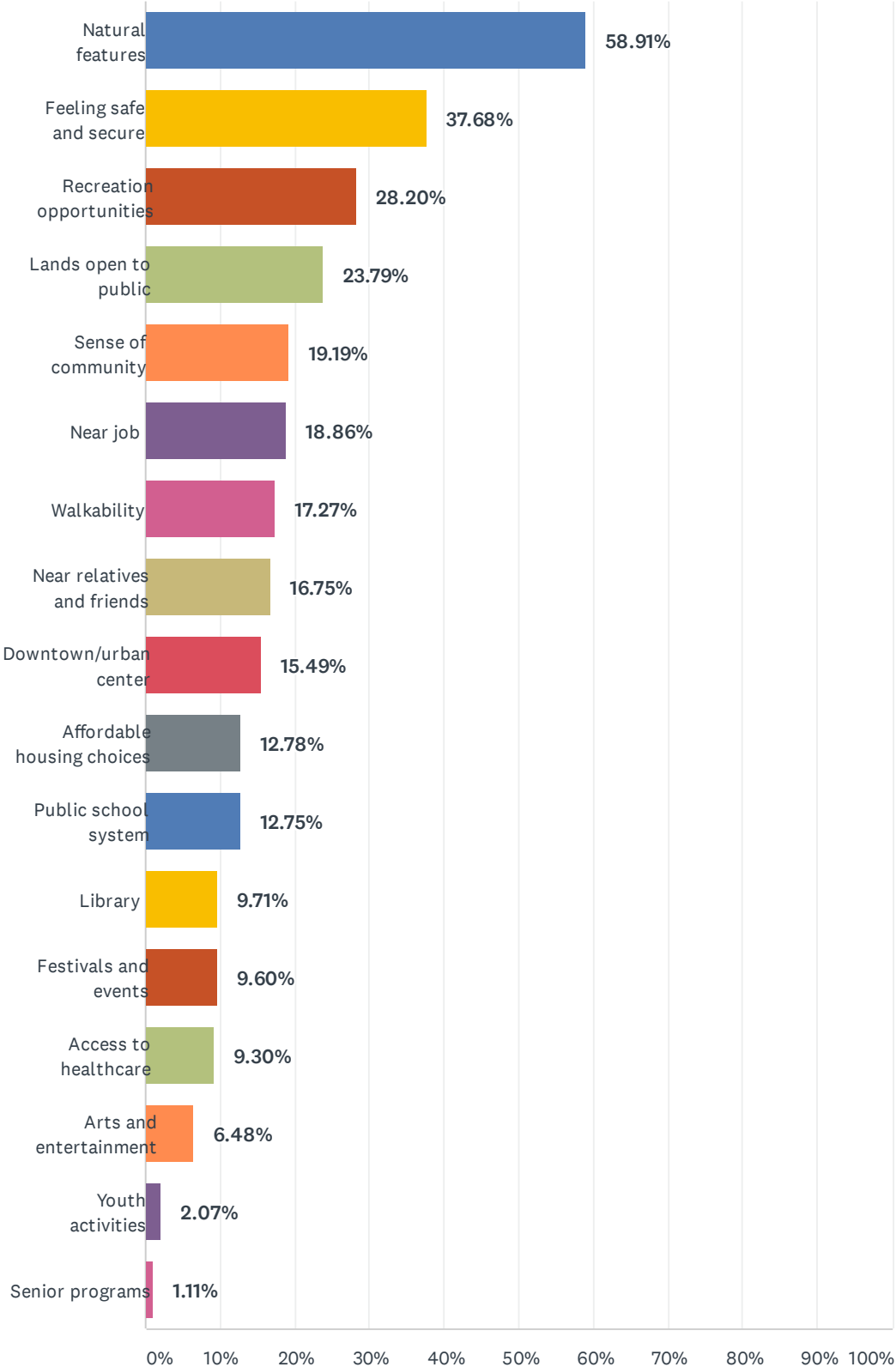
### Q9 Which Region do you reside in?

Answered: 2,699 Skipped: 354



### Q10 What do you like best about living in your REGION? (select 3)

Answered: 2,699 Skipped: 354

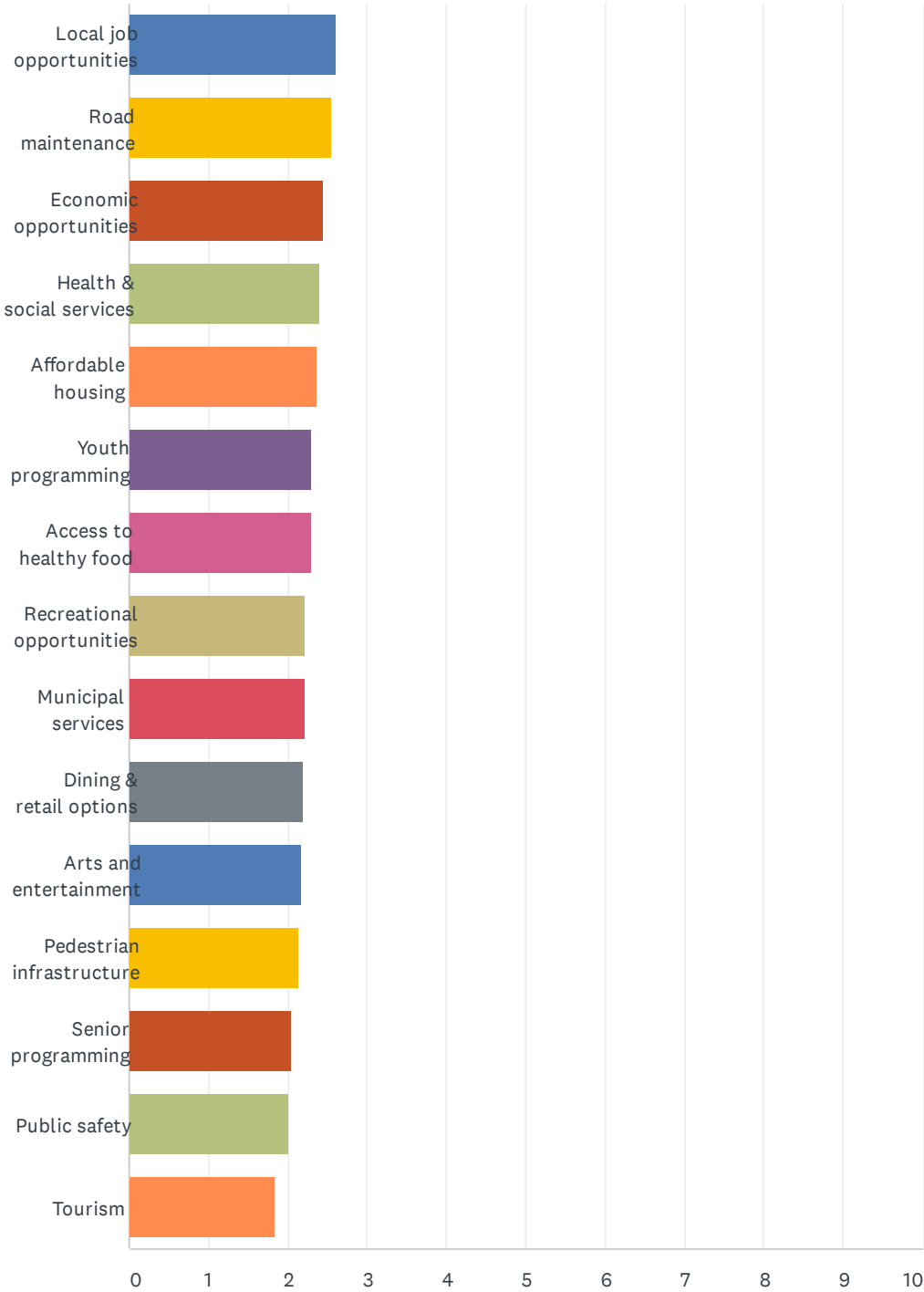


**Q11 Are there particular streets, neighborhoods, business districts, buildings, parks, or other features (natural or man-made) in your REGION that stand out as being especially ATTRACTIVE or create a 'good feeling' in the community?**

Answered: 1,518 Skipped: 1,535

# Q12 Do you feel there is a need for more of the following in your REGION?

Answered: 2,699 Skipped: 354



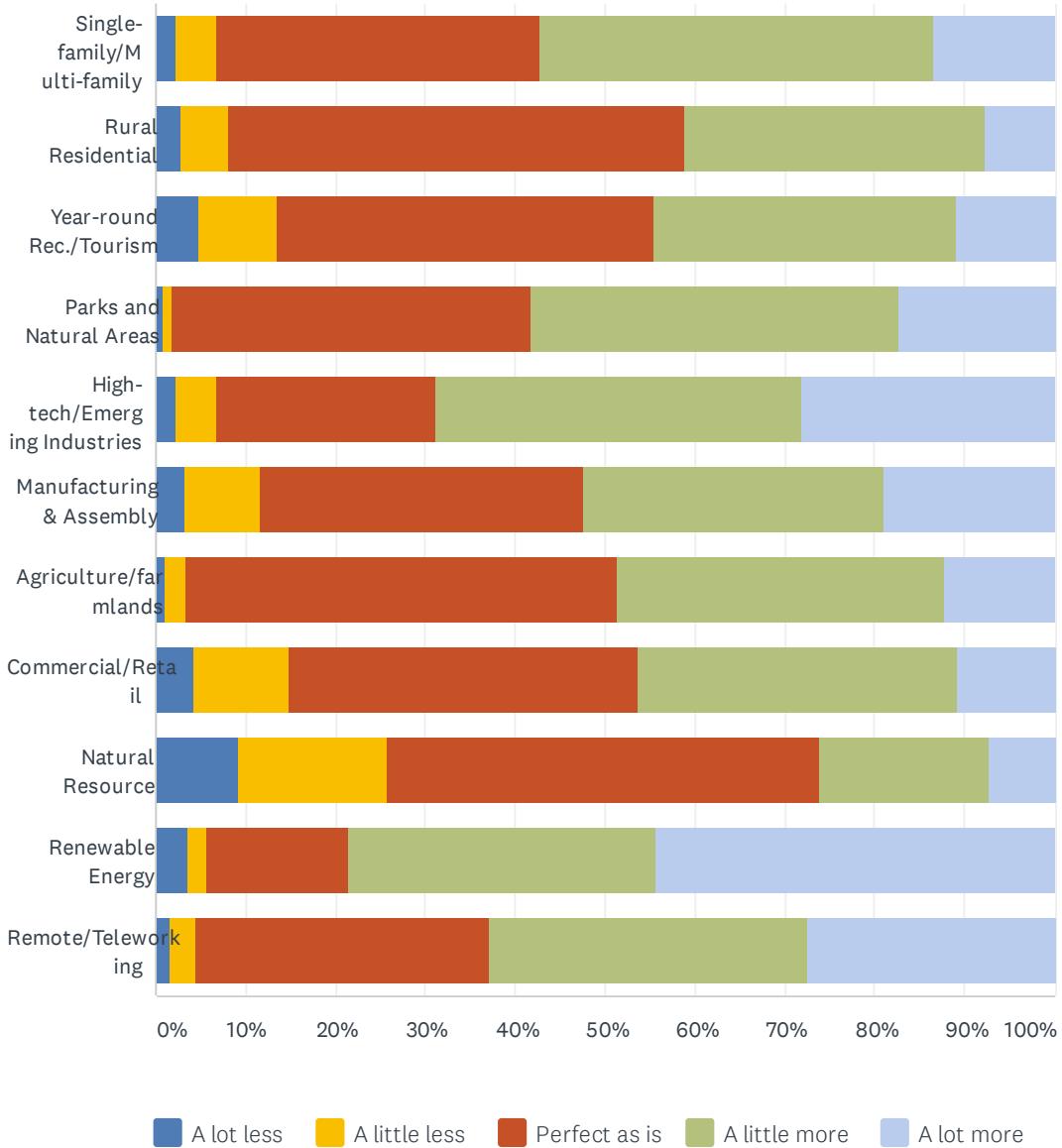


Marquette County 2040 Community Survey

	YES	NO	NO OPINION	TOTAL	WEIGHTED AVERAGE
Local job opportunities	74.81% 2,019	13.30% 359	11.89% 321	2,699	2.62
Road maintenance	73.40% 1,981	17.67% 477	8.93% 241	2,699	2.56
Economic opportunities	63.43% 1,712	18.38% 496	18.19% 491	2,699	2.45
Health & social services	61.13% 1,650	20.82% 562	18.04% 487	2,699	2.40
Affordable housing	60.80% 1,641	23.68% 639	15.52% 419	2,699	2.37
Youth programming	53.02% 1,431	21.53% 581	25.45% 687	2,699	2.31
Access to healthy food	57.10% 1,541	27.05% 730	15.86% 428	2,699	2.30
Recreational opportunities	54.50% 1,471	32.98% 890	12.52% 338	2,699	2.22
Municipal services	53.58% 1,446	31.31% 845	15.12% 408	2,699	2.22
Dining & retail options	54.80% 1,479	35.61% 961	9.60% 259	2,699	2.19
Arts and entertainment	49.87% 1,346	32.27% 871	17.86% 482	2,699	2.18
Pedestrian infrastructure	50.09% 1,352	37.24% 1,005	12.67% 342	2,699	2.13
Senior programming	33.38% 901	28.31% 764	38.31% 1,034	2,699	2.05
Public safety	42.24% 1,140	42.16% 1,138	15.60% 421	2,699	2.00
Tourism	33.01% 891	48.05% 1,297	18.93% 511	2,699	1.85

# Q13 How much of the following types of development are needed in Marquette County?

Answered: 2,596 Skipped: 457

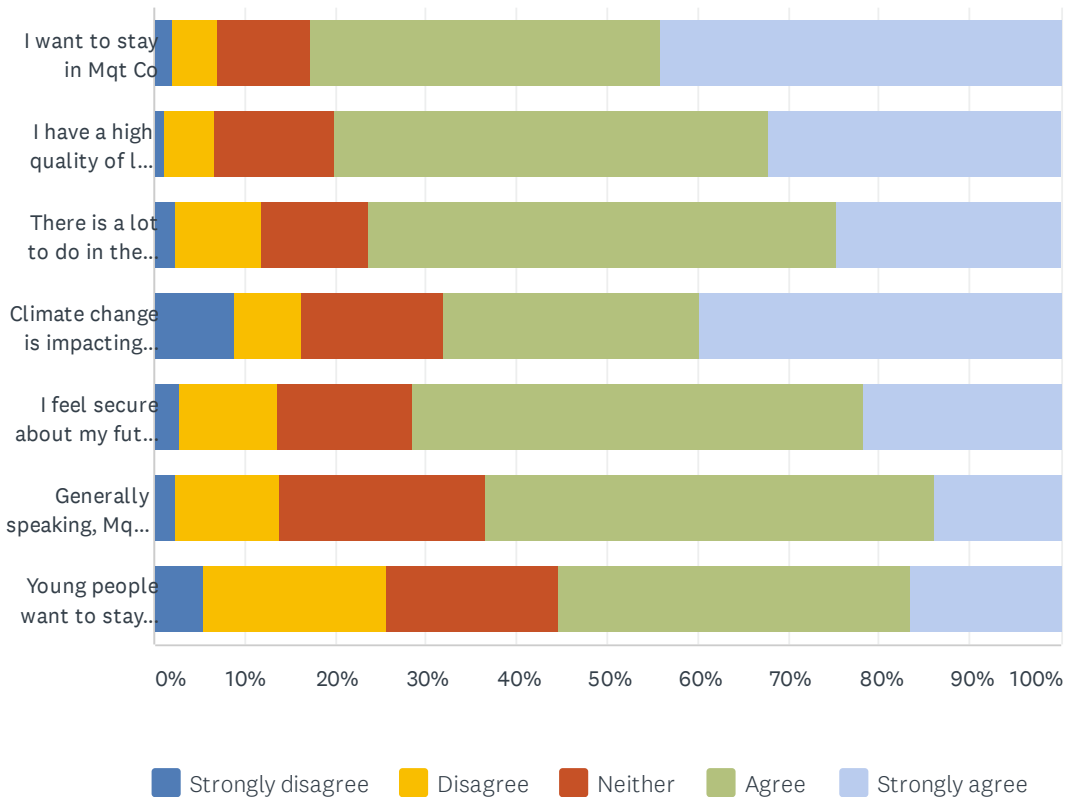


Marquette County 2040 Community Survey

	A LOT LESS	A LITTLE LESS	PERFECT AS IS	A LITTLE MORE	A LOT MORE	TOTAL	WEIGHTED AVERAGE
Single-family/Multi-family	2.1% 54	4.8% 122	35.9% 919	43.7% 1,119	13.4% 344	2,558	3.62
Rural Residential	2.8% 70	5.2% 131	50.9% 1,289	33.5% 850	7.7% 194	2,534	3.38
Year-round Rec./Tourism	4.8% 123	8.7% 223	42.0% 1,082	33.8% 871	10.8% 278	2,577	3.37
Parks and Natural Areas	0.8% 21	0.9% 24	40.1% 1,036	40.8% 1,055	17.3% 447	2,583	3.73
High-tech/Emerging Industries	2.1% 55	4.8% 123	24.2% 622	40.7% 1,048	28.2% 725	2,573	3.88
Manufacturing & Assembly	3.3% 85	8.3% 212	36.0% 924	33.6% 862	18.8% 483	2,566	3.56
Agriculture/farmlands	1.1% 27	2.3% 59	48.1% 1,233	36.2% 929	12.3% 316	2,564	3.56
Commercial/Retail	4.2% 107	10.6% 272	38.8% 993	35.5% 908	10.9% 280	2,560	3.38
Natural Resource	9.2% 237	16.5% 424	48.3% 1,242	18.9% 485	7.2% 184	2,572	2.98
Renewable Energy	3.5% 91	2.2% 56	15.8% 408	34.2% 884	44.4% 1,147	2,586	4.14
Remote/Teleworking	1.7% 43	2.8% 73	32.6% 838	35.3% 907	27.6% 708	2,569	3.84

## Q14 How well do you agree with the following statements?

Answered: 2,598 Skipped: 455



	STRONGLY DISAGREE	DISAGREE	NEITHER	AGREE	STRONGLY AGREE	TOTAL	WEIGHTED AVERAGE
I want to stay in Mqt Co	1.92% 50	5.16% 134	10.12% 263	38.65% 1,004	44.15% 1,147	2,598	4.18
I have a high quality of life in Mqt Co	1.12% 29	5.50% 143	13.32% 346	47.84% 1,243	32.22% 837	2,598	4.05
There is a lot to do in the area	2.46% 64	9.35% 243	11.82% 307	51.58% 1,340	24.79% 644	2,598	3.87
Climate change is impacting Mqt Co and should be considered when regulating future development	8.89% 231	7.47% 194	15.47% 402	28.44% 739	39.72% 1,032	2,598	3.83
I feel secure about my future in Mqt Co	2.77% 72	10.93% 284	14.90% 387	49.69% 1,291	21.71% 564	2,598	3.77
Generally speaking, Mqt Co is headed in the right direction	2.50% 65	11.32% 294	22.79% 592	49.46% 1,285	13.93% 362	2,598	3.61
Young people want to stay in Mqt Co	5.50% 143	20.25% 526	18.86% 490	38.95% 1,012	16.44% 427	2,598	3.41

**Q15 If you could, what is one thing you would change, enhance, or improve about Marquette County?**

Answered: 1,626 Skipped: 1,427

**Q16 Please share any additional comments here:**

Answered: 450 Skipped: 2,603