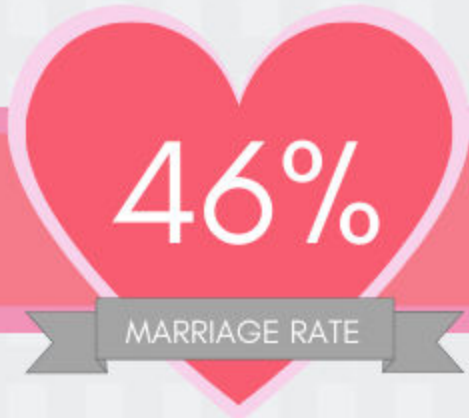
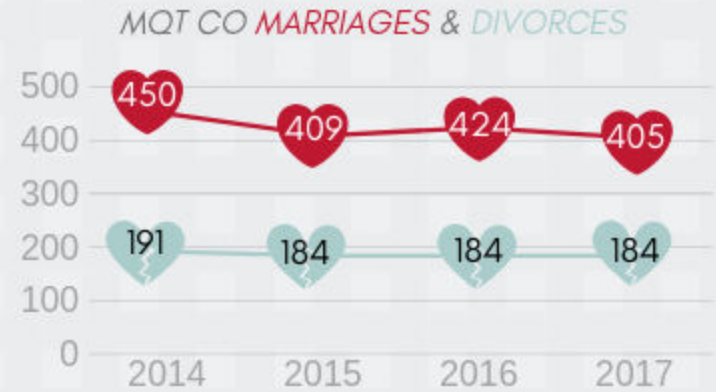
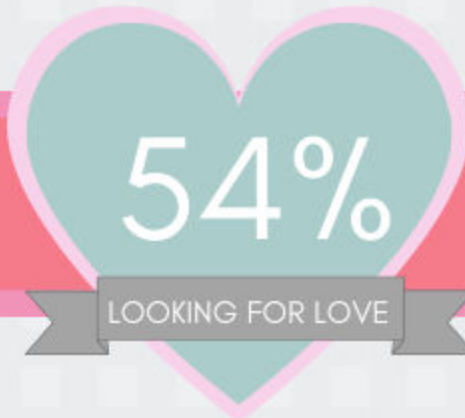


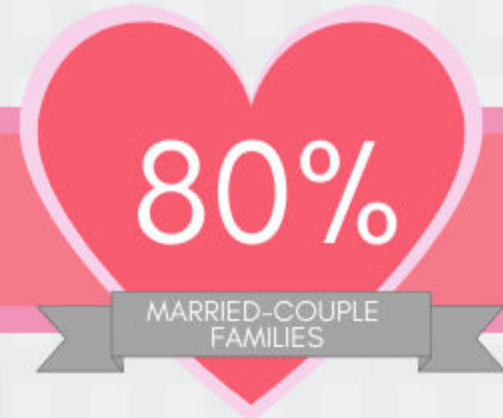
# Where's the Love?



Marquette County's marriage rate\* is **slightly lower** than both the state rate of **49%** and the national rate of **50%**.



54% of Marquette County is Single\*:



The percent of households headed by a husband and wife\*\* in Marquette County is **higher** than the national rate of **74%** and the state rate of **73%**.



MARQUETTE COUNTY 2040: YOUR COUNTY, YOUR PLAN  
JOIN THE PROCESS AT: [MOTCOPLAN.ORG](http://MOTCOPLAN.ORG)

## Changing Households



Households and family structures across the nation continue to change and diversify, including a rising median age at first marriage, decreasing proportion of young adults who are married, and increasing number of young adults living with an unmarried partner.

Source: U.S. Census Bureau, MDHHS, Marquette County Clerk

\*Of population 15 years and older \*\*Includes formal & common law marriage, excludes same-sex spouse